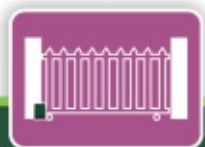




CENTURION



**Speed,
style,
simplicity!**



SLIDING GATE
MOTORS



SWING GATE
MOTORS



GARAGE DOOR
MOTORS



REMOTE
CONTROLS



INTERCOMS



SAFETY
PHOTOCELLS



KEYPADS





Prepare for your sliding gate to be turbo-charged!

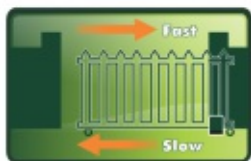
A 12V DC battery revs the **D2 Turbo** up to 9000 rpm so it'll move gates weighing up to 250 kilograms at up to 24 metres per minute. Now that's fast...

Sleek, strong, stylish – and even eco-conscious – this gate motor has it all.

No mains power at your gate? No problem! The feature-rich and cost-effective **D2 Turbo Low-Voltage** domestic gate motor only requires a low-voltage AC or DC input to give life to its powerful DC motor.

The **D2 Turbo** combines easy installation, built-in Battery Backup, Adaptive Collision Sensing and CENTURION's 24 month carry-in warranty to provide you with the perfect domestic sliding gate solution.

Main Features



Choose your speed

Select the Low Speed Profile to make sure your kids and pets are even safer. Alternatively, kick it into high gear with the **D2 Turbo's** High Speed Profile to open and close your gate in the blink of an eye. Any criminals trying to follow you had better be quick...



Always on-guard

Reliable Battery Backup ensures that the **D2 Turbo** remains on high-alert, come blackouts, brownouts or nights out on the town. When you get home, your **D2 Turbo** will be standing by to let you in at the touch of a button. For extended standby power you can even upgrade the compact 5Ah battery to a 7Ah one.



Adaptive Collision Sensing

Even with the High Speed Profile engaged, our advanced Adaptive Collision Sensing system helps to ensure that your car and your family are out of harm's way.



Easy installation

The **D2 Turbo** really lives up to its name – even installation is fast. Fit the motor quickly, using a simple foundation plate and clever jacking system. Full access to mounting bolts, easy cable entry and plug-in terminals make finishing the job off even faster. For added reliability, your **D2 Turbo** has been equipped with a tough as-nails steel pinion so it can easily be retro-fitted and used to replace older motors.



Simple setup

The only thing quicker than installing the **D2 Turbo** is setting it up. Use one dial to select the function (e.g. Autoclose Timer) and the other dial to select the relevant option (e.g. ten seconds). Then push the button and voilà! It's ready to go.



Quick maintenance

The **D2 Turbo's** integrated controller with an onboard receiver and charger complements its click-together modular design, and makes for lightning quick disassembly, replacement of parts and reassembly.



Stylish design

Small but tough – and good-looking too! The **D2 Turbo** is a worthy addition to any driveway.



Onboard multichannel receiver 1

What is speed without control? Map the buttons on the receiver so that any one button on your remote control can either open the gate fully for a car, partially for a pedestrian or activate Holiday Lockout Mode.

1. CENTURION code-hopping technology



Reliable operation

Just like every CENTURION product, you can count on the **D2 Turbo** to look after your home for a very long time. Advanced engineering polymers and smart design combine to create a motor that runs for over 30 000 cycles. That's around ten years of moving an average domestic gate!





Lockable, easy Manual Override

The **D2 Turbo** is strong – so you don't have to be. One quarter-turn of the Manual Override wheel and your gate's in Manual Mode. A lock-protected mechanism makes sure that it's not so easy for a criminal to do it!



Electrical spike protection

Whatever electrical spikes are thrown at the **D2 Turbo**, be it lightning or an electrical surge from your local power grid, the **D2 Turbo** can handle just about anything.

Rest easy knowing that the **D2 Turbo** will continue to stand guard, ensuring that you can always get in.



Minimal materials used for construction - almost 100% recyclable

Tested in the factory, in the field, and then tested some more, the **D2 Turbo** has been optimised for maximum performance using minimal materials and they are amongst the first 'green' operators. Save the environment - fit a **D2 Turbo**!



Forever yours

We know that this compact companion will serve you well – year, after year, after year. So just like all other CENTURION products, your beautiful **D2 Turbo** motor also comes with a 24 month carry-in warranty for added peace of mind.




Compact, but TOUGH!

Built for speed and safety, this baby can quickly and safely move gates weighing up to 250 kilograms! Nothing's going to slow your **D2 Turbo** down.



Pick your profile

With Multiple Operating Profiles to choose from, your **D2 Turbo** can operate your gate the way YOU want it to. Choose from Standard, Open Only or Reversing Mode. This motor can handle them all – add Autoclose and PIRAC Modes and you've got the quickest, safest and smartest access automation on the block.



D2 Turbo and D2 Turbo Low-Voltage Controller Features

Hardware Features

- Fully-sealed plastic housing for controller to prevent ingress of dirt and insects
- Easy setup of controller using the Function and Setting Dials and the pushbutton
- Removable connectors on controller for easy maintenance
- Watchdog IC ensures full and safe operation of the controller
- Optional Backup Memory Module allows backing up of all the information that has been set up in the system
- Robust steel pinion to ensure long and reliable operation

Electronic Features

- Opening and closing safety beam inputs with Beam Circuit functional test ¹
- High-security Autoclose in conjunction with safety beams (PIRAC) ¹
- Multiple Modes of Operation: Standard Mode, Open Only Mode (multi-user), Reversing Mode, and two Pre-flashing Modes
- Automatic closing with adjustable time delay, and pushbutton override
- Remote gate-status indicator (gate position, power failure, Low-battery, Multiple Collision Detection and Pillar Light status indication) ²
- Pedestrian Opening ³ (with adjustable Autoclose time)
- Holiday Lockout ³
- Courtesy (Pillar) Light Timer (fixed duration), with Pre-delays and two Pre-flashing Modes ⁴
- Selectable gate speed modes - Low Speed/High Speed (High Speed is the default)
- Positive Close Mode (e.g. ensure activation of electric fence contact switch)
- Onboard multichannel CENTURION code-hopping receiver with the ability to learn remote control buttons to specific functions (e.g. Gate trigger, Pedestrian opening, Holiday Lockout)
- **D2 Turbo Low-Voltage** controller requires only a low-voltage AC or DC input - save on installation costs!

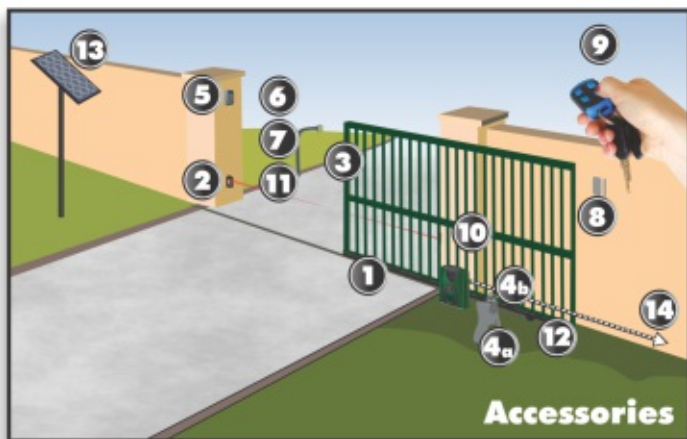
1. Infrared safety beams or equivalent detection device must be fitted

2. Remote LED must be fitted

3. Onboard receiver must be used, or external access control device such as a keypad or keyswitch must be fitted

4. Pillar Lights/Pre-flashing Warning Light must be fitted





Accessories



Steel, Nylon RAZ or Nylon angle rack
A variety of rack available in different lengths



Infrared Gate Safety Beams
Always recommended on any gate automation installation



P36
Passive sensitive edge provides additional protection against crushing



Theft-resistant Cage This 304 grade brushed stainless steel cage increases the resistance of the motor against theft (motor not included)



Theft-resistant Nut and Disc padlock High-security has never been so simple! This kit maximises theft-resistance of the installation



SMARTGUARD or SMARTGUARDair Keypad
Cost-effective and versatile wired and wireless keypads, allowing access to pedestrians



SOLO/Lattice Proximity Access Control System
Proximity readers allowing for access to both pedestrians and vehicles




Intercom Systems
Both wired and 2G GSM-based intercom systems available



GSM Devices Allow for monitoring and activating the motor, via your phone, from anywhere in the world that has 2G GSM network coverage



CENTURION transmitters
Available in one-, two-, three- and four-button variants. Incorporates ultra-secure code-hopping encryption



Backup Memory Module Back up all the transmitters and operating details set up in the controller



Gooseneck
Steel pole for mounting intercom gate station or access control reader



Wheel kits
A variety of wheel kits are available from your local dealer



Solar supply
Alternative means of powering the system - consult your local dealer



Plug-in step-down transformer The perfect power solution for your D2 Turbo Low-Voltage

Technical Specifications

	D2 Turbo	D2 Turbo Low-Voltage	
Input voltage ¹	90V - 240V AC ± 10%, 50Hz	10V - 20V AC 10V - 28V DC	
Battery charger amperage output (dependant on PSU input voltage)	Voltage output: 13.76V DC		
	90V AC input	1A output	10V AC input 20V AC input
			400mA output 1A output
	240V AC input	1.2A output	10V DC input 28V DC input
		200mA output 1A output	
Motor voltage	12V DC		
Motor power supply ²	Battery-driven (standard capacity - 12V 5Ah)		
Current consumption (mains)	70mA	NA	
Current consumption (motor at rated load)		8A	
Motor push force - starting		18kgf	
Motor push force - rated		9kgf	
Gate mass - maximum		250kg	
Gate length - maximum		20m	
Gate speed (varies with load) ³		24m/min	
Manual Override		Lockable with key release	
Life expectancy of electric motor		10 years (based on 10 operations per day)	
Duty cycle - mains present ⁴		10%	
Operations in standby with 5Ah battery		30	
	Half day ⁵	15	
	Full day ⁵		
Collision Sensing		Electronic	
Operating temperature range		-15°C to +50°C	
Onboard receiver type		Code-hopping multichannel receiver with selective add and delete	
Receiver code storage capacity		32 transmitter buttons	
Receiver frequency		433MHz	
Mass of unit packed (with standard kit, but excl. rack and battery)		4.83kg	
Packaging dimensions (with standard kit, but excl. rack and battery)		255mm wide x 188mm deep x 333mm high	

1. Can operate off a solar supply, consult your local dealer for assistance
2. Can increase battery capacity to 7Ah for longer standby times
3. Gate operating speed can be configured to run slower depending on the requirements of individual installations
4. Based on 25°C ambient temperature and unit not in direct sunlight; based on an operator push force of less than 50% of rated
5. Based on four metre gate, excluding infrared beams

Cabling Requirements for D2 Turbo Low-Voltage Motor

The diameter of the cable needed to supply power to the system will depend on the distance between the transformer and the motor, as well as on the output voltage of the transformer used.

The table below shows the typical cable thicknesses for corresponding distance and assumes a 16V AC transformer output.

Distance from transformer to motor	Minimum cable thickness required
Up to 20m	1mm ²
20m - 40m	1.5mm ²
40m - 60m	2.5mm ²

Overall Dimensions

